

EASTLEIGH BOROUGH COUNCIL GREENHOUSE GAS EMISSION REPORT 2020/21

WE CAN MAKE A DIFFERENCE
#CO2Neutral2030



Emissions are split into

Scope 1: Fuel Combustion
(Gas, Transport fuel)

Scope 2: Purchased
electricity and heat

Scope 3: Procurement,
Travel, Working from Home

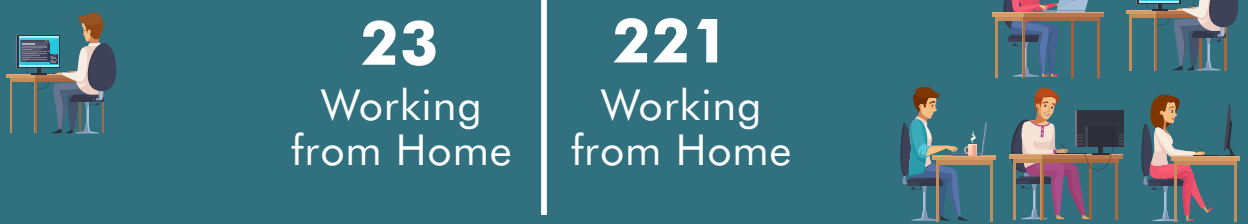
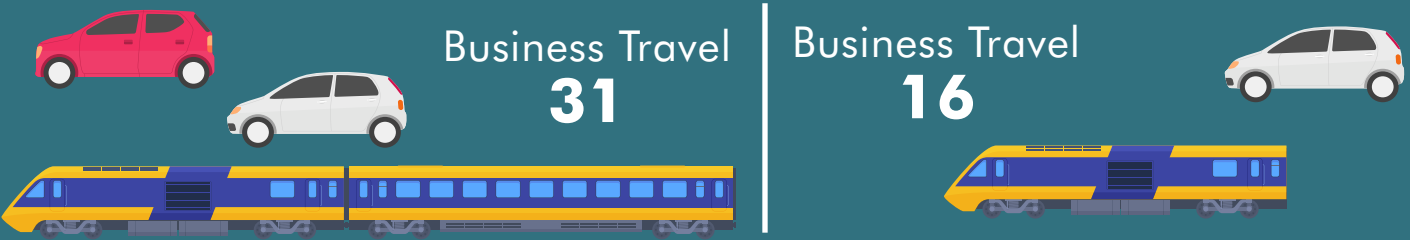
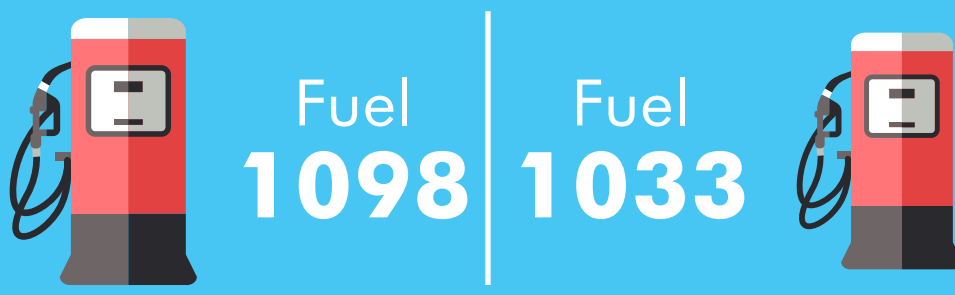


Scope 1 and 2 have fallen partly because of the effects of COVID 19 and many of our sites not working at full capacity

Scope 3 is indirect emissions that we don't have control over. It is the largest sector of Council emissions and that is mainly due to procurement and the embodied energy of the services and products we purchase


CURRENT EMISSIONS COMPARED TO THE BASELINE YEAR 2018/19

2018/19 tCO₂e ↓ | ↓ 2020/21 tCO₂e



Net emissions 9333.32 | 8847.29 Net emissions

Emissions have fallen 5% from the baseline year



This year the Council generated **383,000 kWh** of electricity from its roof top Solar Panels. **Enough to supply 105 homes per year.**

All the electricity the council purchases for its operational sites is on a Green Energy Tariff.